

## Building Block No. 6: Picking the Powerful Three Notes for Piano Playing Proficiency **Three-note Dominant 7th Chords**

### Chord Playing:

You have played **major** and **minor chords** in root position.

You've also learned how to use **inversions** to capture the comfortable connection between these chords.

In this lesson, you're going to meet the powerful chord that will energize every song you play.

In order to form this special chord you'll need to use everything you've learned in the first five lessons of the **Building Blocks to Jump-Start Your Keyboard Success**.

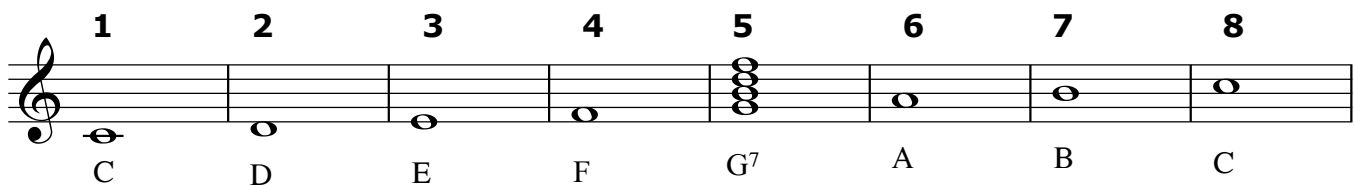
Are you ready?

Let's get started....

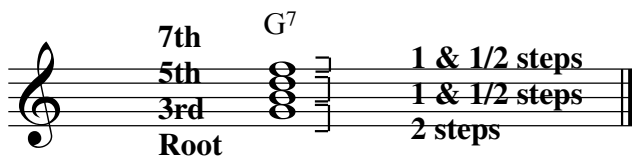
### The Dominant 7th Chord:

There is a four-note chord that is built on the **fifth** note of every scale. It is the most powerful chord in that key. It is called the **dominant 7th**. You will learn more about this in a later lesson. The reason it is so powerful is that it has a way of pulling your ear to the home chord of the key of the song.


(Hint: the letter name of the chord is the same as the letter name of the scale and key.)



Here is the **Four-note Dominant 7th chord in Root Position**



Here is the **Four-note Dominant 7th chord in First Inversion**



Now you're ready to **Pick the Powerful Three Notes for Piano Playing Proficiency!**

First of all, you'll need to remove the least important note. Can you guess what it is?

You need the **7th** or it wouldn't be a **dominant 7th chord**.

You need the **3rd** because it tells you whether the chord is **major** or **minor**.

All that's left is the **5th**. So remove the **5th** and voila! There you have it!

### Three-note Dominant 7th Chord

