

Building Block No. 5: Capturing the Comfortable Connection Between Chords

Chord Inversions

Chord Playing:

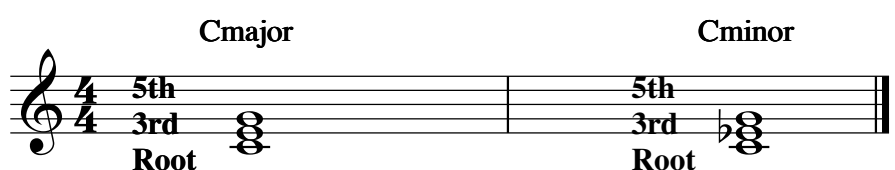
Have you played several major and minor chords in a row by now?
Did you notice something a bit awkward when going from one chord to another?
Are you wondering how to make your left hand chord playing sound smoother?
This lesson will give you the answer. Read on....

Inversions:

All chords can be played with different arrangements of their notes.
Remember, specific notes make each chord, and these notes come from the scales.

The number of notes in a chord tells you how many ways you can play them.
Since you know how to play major and minor triads, you can play each chord in three ways.
These are called: **Root Position - First Inversion - Second Inversion**

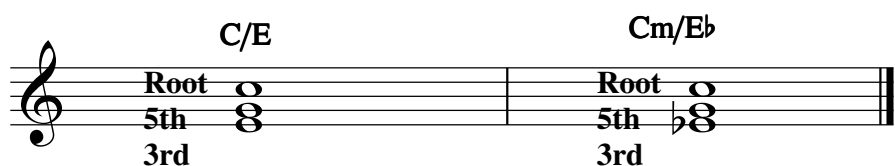
Root Position



Musical notation showing the Root Position of C major and C minor chords. The C major chord is shown with notes C (Root), E (3rd), and G (5th). The C minor chord is shown with notes C (Root), E♭ (3rd), and G (5th). The notes are arranged from bottom to top: Root, 3rd, 5th.

Root Position: 5th on the top 3rd in the middle Root on the bottom
--


First Inversion



Musical notation showing the First Inversion of C major and C minor chords. The C major chord is shown with notes E (Root), G (5th), and C (3rd). The C minor chord is shown with notes E♭ (Root), G (5th), and C (3rd). The notes are arranged from bottom to top: 3rd, 5th, Root.

First Inversion: Root on the top 5th in the middle 3rd on the bottom
--

Second Inversion



Musical notation showing the Second Inversion of C major and C minor chords. The C major chord is shown with notes G (Root), C (3rd), and E (5th). The C minor chord is shown with notes G (Root), E♭ (3rd), and C (5th). The notes are arranged from bottom to top: 5th, Root, 3rd.

Second Inversion: 3rd on the top Root in the middle 5th on the bottom

Now that you know three ways to play each chord, you will be able to make your left hand chord playing sound much smoother, because you know how to **capture the comfortable connection between chords.**